



D&S Diversified Technologies LLP

Headmaster LLP

Idaho Residential Care Facility Administrator

Candidate Handbook

EFFECTIVE: April, 2024

Version 1.0

Contact Information

Questions regarding: testing process • test scheduling • eligibility to test		(800) 393-8664
Questions regarding: obtaining information on official regulations and guidelines for residential Care Facility Administrators • certification • renewals • Registry •		(208) 334-3233
<i>D&S Diversified Technologies (D&SDT), LLP-Headmaster, LLP</i> PO Box 6609 Helena, MT 59604 Email: idaho@hdmaster.com Web Site: www.hdmaster.com	<i>Monday through Friday</i> 6:00AM – 6:00PM <i>Mountain Standard Time (MST)</i> 5:00AM – 5:00PM <i>Pacific Standard Time (PST)</i> Idaho TMU© Webpage: https://idfa.tmutest.com	Phone #: (800) 393-8664 Fax #: (406) 442-3357
<i>Idaho Bureau of Licensure</i> 700 West State St. Boise, ID 83702 Web Site: www.IBOL.idaho.gov	<i>Monday through Friday</i> 8:00AM – 5:00PM <i>Mountain Standard Time (MST)</i>	Phone #: (208) 334-3233

Table of Contents

INTRODUCTION	1
AMERICANS WITH DISABILITIES ACT (ADA)	1
ADA COMPLIANCE.....	1
THE IDAHO FACILITY ADMINISTRATOR CERTIFICATION COMPETENCY EXAM	2
IDAHO TMU© HOME PAGE.....	2
TESTING FEE	2
COMPLETING YOUR APPLICATION	3
FORGOT PASSWORD AND RECOVER ACCOUNT.....	4
SCHEDULING AN IDAHO FACILITY ADMINISTRATOR EXAM.....	6
<i>Self-Pay of Testing Fees in TMU©</i>	7
TEST CONFIRMATION NOTICE.....	8
CHECKING/VIEWING YOUR NOTIFICATIONS IN TMU©	9
EXAM CHECK-IN	9
TESTING ATTIRE.....	10
IDENTIFICATION	10
INSTRUCTIONS FOR THE KNOWLEDGE EXAM.....	10
TESTING POLICIES	11
SECURITY	12
RESCHEDULES	12
REFUND OF TESTING FEES PAID	12
UNFORESEEN CIRCUMSTANCES POLICY	13
<i>Inclement Weather Policy</i>	13
NO SHOWS.....	14
<i>No Show Exceptions</i>	14

Idaho Facility Administrator Candidate Handbook

CANDIDATE FEEDBACK – EXIT SURVEY	15
EXAM RESULTS.....	15
TEST ATTEMPTS.....	15
THE KNOWLEDGE EXAM.....	15
KNOWLEDGE EXAM CONTENT	15
KNOWLEDGE EXAM VOCABULARY LIST	16

Introduction

The purpose of the Residential Care Facility Administrator (Facility Administrator) competency evaluation program is to ensure that candidates who are seeking to be Facility Administrators in Idaho understand the State standards and demonstrate entry level knowledge sufficient to perform the job of a Facility Administrator.

This handbook describes the process of taking the Facility Administrator competency test and is designed to help prepare candidates for testing. The Facility Administrator competency test is a 100-question multiple choice knowledge test. Candidates must pass the knowledge test and meet all requirements of the Idaho Bureau of Licensure (IBOL) to be licensed as a Facility Administrator in Idaho.

Idaho has approved D&S Diversified Technologies-Headmaster, LLP to provide tests and scoring services for facility administrator testing. For questions not answered in this handbook please contact Headmaster at (800)393-8664 during regular business hours 6:00AM to 6:00PM (MST)/5:00AM to 5:00PM (PST), Monday through Friday, excluding Holidays, or go to Headmaster's Idaho facility administrator webpage at www.hdmaster.com. The information in this handbook will help you prepare for your examination and should be kept for future reference.

Americans with Disabilities Act (ADA)

ADA Compliance

The Idaho Bureau of Licensure and D&SDT-HEADMASTER provide reasonable accommodations for candidates with disabilities or limitations that may affect their ability to perform the nurse aide competency examination. Accommodations are granted in accordance with the Americans with Disabilities Act (ADA).

If you have a qualified disability or limitation, you may request special accommodations for examination. Accommodations must be approved by D&SDT-HEADMASTER in advance of examination. The request for accommodations can be found on the [D&SDT-HEADMASTER webpage](#) and clicking on the PDF Fillable [ADA Accommodation Form 1404](#). Fill out the ADA Request and attach with the required documentation found on the second page of the request form to an email to: idaho@hdmaster.com, in order to be reviewed for an accommodation.

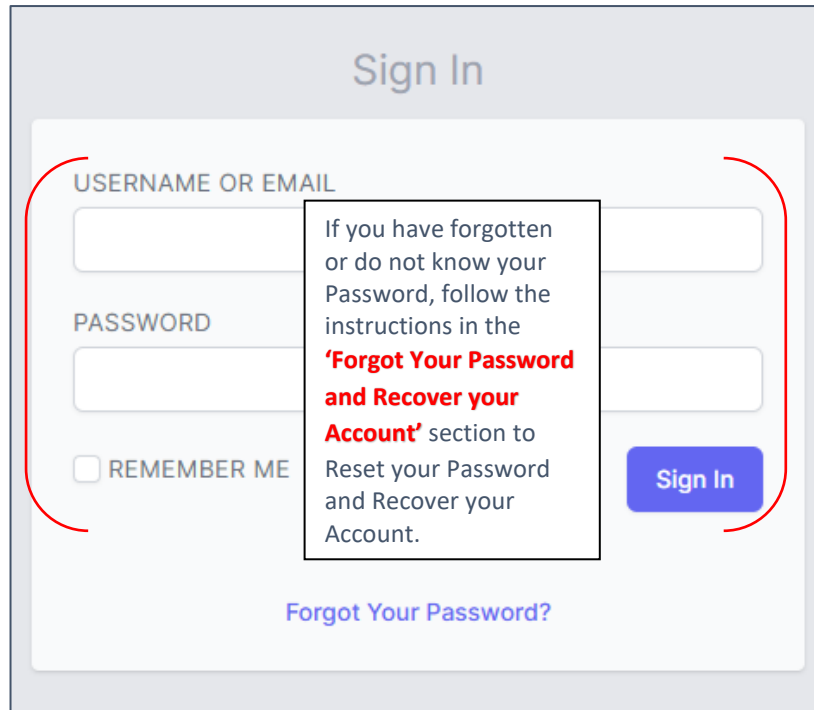
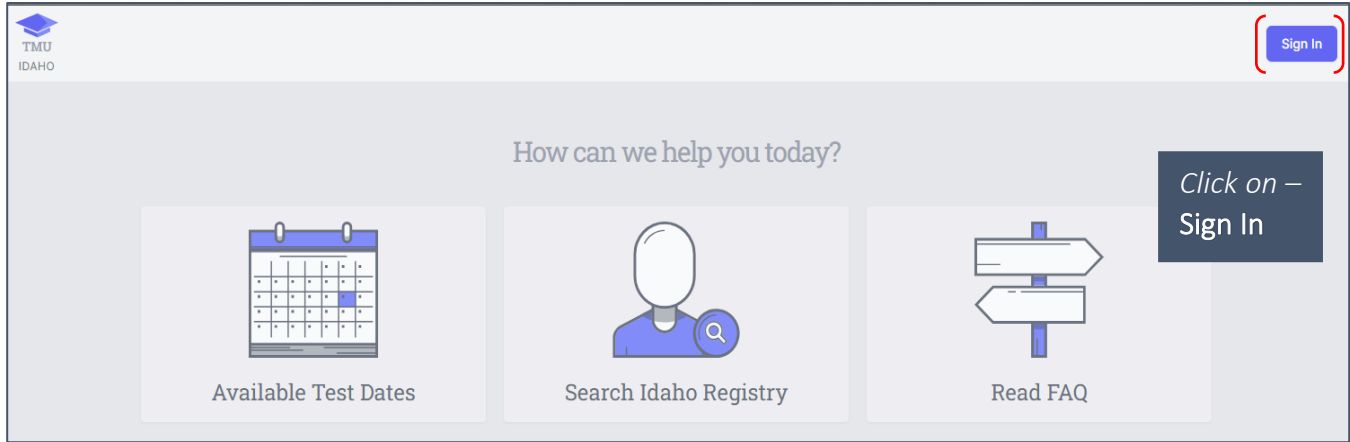
ADA request forms submitted without supporting documentation of a diagnosed disability will not be accepted or reviewed.

Please allow additional time for your request to be approved. If you have any questions regarding the ADA review process or specific required documentation, please call D&SDT-HEADMASTER at (888)401-0462.

The Idaho Facility Administrator Certification Competency Exam

Idaho TMU© Home Page

This is the Idaho TMU© main page <https://idfa.tmutest.com>:



Testing Fee

Exam Description	Price
Knowledge Test or Retake Testing Fee	\$100

Completing your application

Your initial registration will be done in D&SDT-Headmaster’s TestMaster Universe (TMU©) software via an online application. Once your finger print application has been cleared and you have completed an approve course of study, you will apply online using our [Test Application Form 1101](#). Securely processed Visa or MasterCard credit card or debit card information is required when submitting the 1101.

Once you have been released by IBOL, HEADMASTER’s staff will approve your application and contact you to schedule your exam. Upon application approval your TMU© log in credentials will be sent to you via email and text message.

IMPORTANT: Before you can test, you must sign in to TMU© using your secure Email or Username and Password and complete your demographic information.

- It is highly recommended that when you receive your confirmation email from TMU© (check your junk/spam mail) that your record has been created, that you sign in to your record, update your password and complete your demographic information.

If you do not know your Email or Username and Password, enter your email address and click on “Forgot Your Password?” You will be asked to re-enter your email and a ‘reset password link’ will be sent to your email (see instructions under ‘Forgot your Password and Recover your Account’). If you are unable to sign in for any reason, contact D&SDT-Headmaster during regular business hours 6:00AM to 6:00PM MST/5:00AM to 5:00PM PST, Monday through Friday, excluding holidays at (888)401-0462.

Screen you will see the first time you sign in to your TMU© record with the **demographic information you need to enter to complete your record:**

TMU IDAHO Tests Trainings Profile Best

Home > Setup Account

Setup Account

We're Sorry, Your Account Still Needs Some Info
Enter the below information to finish setting up your account.

FIRST * MIDDLE LAST * SUFFIX
Best Student

SOCIAL SECURITY # * BIRTHDATE * PHONE *
Encrypted for your safety

ADDRESS *

CITY * STATE ZIPCODE *
ID

Enter the blank * fields and then click on-Finish Account Setup

DISCLAIMER
By completing your account you consent to your name and certification status being publicly listed on the Idaho registry

Finish Account Setup

Forgot Password and Recover Account

If you do not remember your password, follow the 'Forgot Your Password and Recover Your Account' screenshots below to reset your password and recover your account:

The screenshot shows a 'Sign In' form with two input fields: 'USERNAME OR EMAIL' and 'PASSWORD'. Below the fields is a checkbox labeled 'REMEMBER ME' and a blue 'Sign In' button. A red bracket highlights a link that says 'Forgot Your Password?'. A dark blue callout box with white text points to this link, containing the text: 'Click on - Forgot Your Password?'.

Type in your Email Address
Click on –
Recover Account
An email with the reset link will be emailed to you.
Click on the reset link in your email to reset your password.
-OR-
You can type in the requested data under Using other Information.
Click on -
Recover Account

The screenshot shows the 'Recover Your Account' page. It has the TMU IDAHO logo in the top left and a 'Sign In' button in the top right. The page is divided into two sections: 'Using your Email Address' and 'Using other Information', separated by an 'OR' label. The 'Using your Email Address' section has an 'E-MAIL ADDRESS *' input field and a 'Recover Account' button. The 'Using other Information' section has four input fields: 'LAST 4 OF SSN *', 'DATE OF BIRTH *', 'LAST NAME *', and 'ZIP CODE *', followed by a 'Recover Account' button. Red brackets highlight the email address field and the 'Using other Information' section.

Idaho Facility Administrator Candidate Handbook

You will get the message that you have been emailed your password reset link.

TMU MICHIGAN Sign In

Recover Your Account

We have e-mailed your password reset link! Please allow a few minutes for the email to be delivered.

Using your Email Address

E-MAIL ADDRESS *

Recover Account

OR

Using other Information

LAST 4 OF SSN *

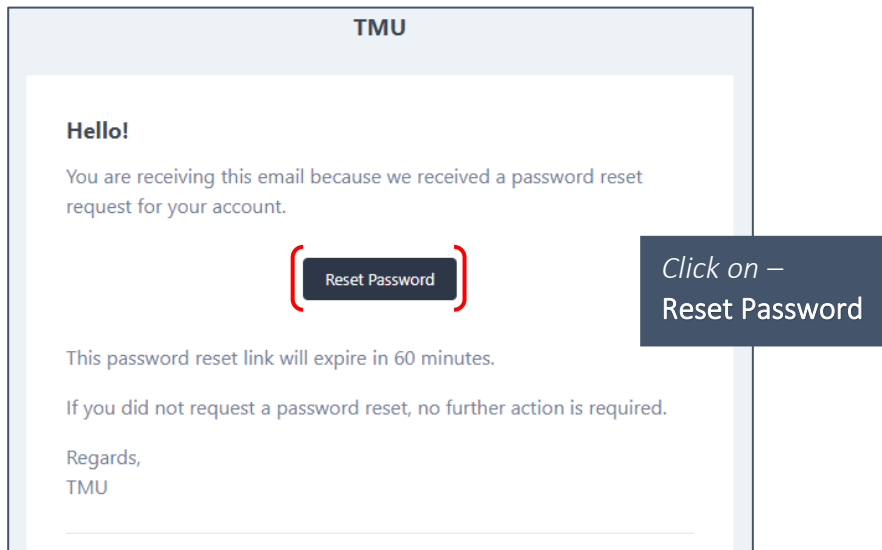
DATE OF BIRTH *

LAST NAME *

ZIP CODE *

Recover Account

This is what the email will look like (check your junk/spam folder for the email):



Note: If you do not reset your password right away, the link does expire in 60 minutes and after that time, you will need to request a new link.

Reset Your Password

E-MAIL ADDRESS
sample@sampleemail.com

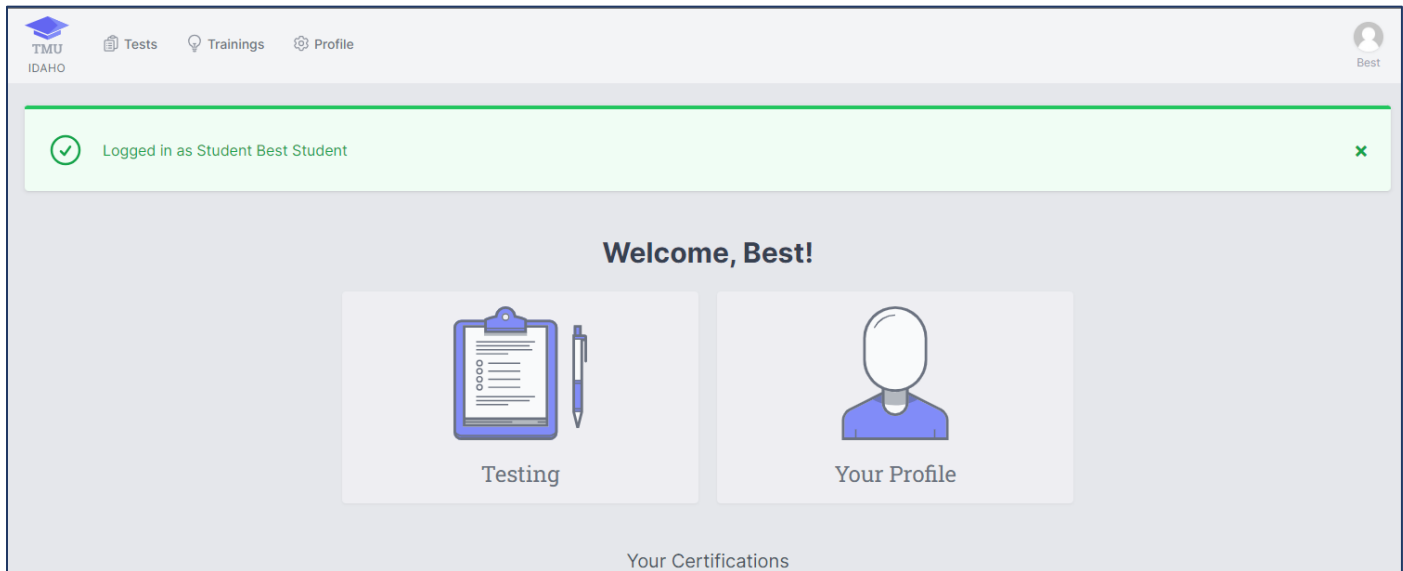
PASSWORD

CONFIRM PASSWORD

Reset Password

Type in your Password and Confirm Password, then click on – Reset Password

This is the home screen you will see once you have reset your password:



Scheduling an Idaho Facility Administrator Exam

Once you have been released by IBOL, D&SDT-Headmaster’s staff will approve your application and contact you to schedule your exam.

To reschedule your test date, sign in to the Idaho TMU© webpage at <https://idfa.tmutest.com> with your email and password. You will need to pay the testing fees (see instructions under ‘Self-Pay of Testing Fees’). Upon release from IBOL, D&SDT-Headmaster will contact you to schedule your exam.

Self-Pay of Testing Fees in TMU@

Testing fees will need to be paid before you can schedule a test date. Securely processed Visa or MasterCard credit card or debit card information is required when paying testing fees online.

Under Scheduling, click on the box to the left of Exam to select the test component – a checkmark will appear in the box. Then click on- Add Selected Items to Cart

EXAM	REASON
<input checked="" type="checkbox"/> Facility Administrator Knowledge Not Eligible	Payment Required

Testing History

No test history on record.

You will get a message that the Knowledge test has been added to your cart and the Knowledge Amount. click on- Pay with Credit Card

ADDED FACILITY ADMINISTRATOR TO YOUR CART

DESCRIPTION	ITEM TYPE	AMOUNT
Facility Administrator	Knowledge	100.00
Total:		100.00

Remove

Pay with Credit Card

Home > Prepay
Prepay to Schedule

What You're Paying For

DESCRIPTION	COST
Facility Administrator	100.00
Total:	100.00

Pay with a Card

CARDHOLDER NAME

CARD NUMBER

EXP MONTH EXP YEAR SECURITY CODE

CARDHOLDER ADDRESS

CITY STATE ZIP CODE

[Submit Payment](#)

Enter the Credit Card information and then click on-Submit Payment

You will receive a receipt of the transaction.

Once your testing fees are paid, you will be eligible to call and schedule a test site and date. Please call D&SDT-Headmaster at (800)393-8664 during regular business hours 6:00AM to 6:00PM (MST)/5:00AM to 5:00PM (PST), Monday through Friday, excluding Holidays.

Test Confirmation Notice

Candidates can view, verify and print their test confirmation notice any time after scheduling by logging into their TMU@ account at <https://idfa.tmutest.com> and clicking on the "Test Confirmation Page". Your test confirmation notice is not required for exam admission.

Your test confirmation letter will provide you with important information regarding where you are scheduled to test (date, time and address) and to review the Idaho Facility Administrator Candidate Handbook. It can be accessed at any time.

Note: Failure to adhere to information in the candidate handbook could result in No Show for your test event.

It is important you read this letter!

Test Confirmation Letter

Scheduled Test Confirmation - Idaho Certified Med Aide

[Get Map](#)
[Print Page](#)

Test Date: 07/21/2022
Test Time: 5:30 PM MDT
Test Exam: Knowledge - Certified Med Aide
Test Site: VIRTUAL KNOWLEDGE TESTING SITE (TS)
 NO PHYSICAL ADDRESS - ALL TESTING WILL BE CONDUCTED FROM THE CANDIDATE'S LOCATION USING THEIR PERSONAL COMPUTER AND CELL PHONE
 VIRTUAL CITY, ID 80000

Sample Candidate
 1000 Sample Road
 Boise, ID 83716

- TESTING BEGINS AT 5:30 PM MDT ON 07/21/2022: ARRIVE AT LEAST 20 MINUTES EARLY TO CHECK IN
 - If you are unable to access your account, go to <https://idfa.tmutest.com>, click on 'Forgot Password', enter your email, click on 'Send Reset Password Link' and follow the instructions. If you need further assistance, please contact D&SDT-Headmaster at 1.800.393.8664.

Refer to the Medication Aide Competency Exam section of the Idaho Medication Aide-Certified (M.A.-C) Candidate Handbook regarding requirements for testing and what to expect on your test day. Failure to do so may result in you being turned away from testing and forfeiting your testing fees paid. Review this specific information prior to your testing date.

Click to open the Candidate Handbook

[Print Confirmation Letter](#)
[Get Directions](#)

Click on-Print to print your confirmation letter.

Click on-Get Map to get directions to the test site.

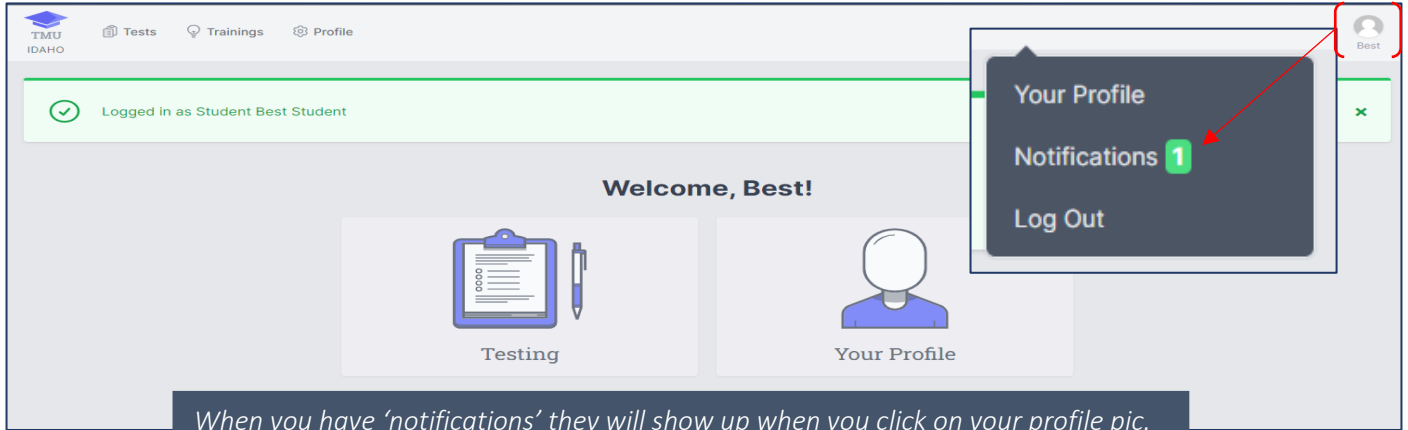
Internet access and Google Chrome browser. A second device is your exam. It is highly recommended that you have both devices TMU for official requirements, procedures, and policies regarding

Idaho Facility Administrator Candidate Handbook

If you have any questions regarding your test scheduling, call D&SDT-Headmaster at (800)393-8664 during regular business hours 6:00AM to 6:00PM (MST)/5:00AM to 5:00PM (PST), Monday through Friday, excluding Holidays.

Checking/Viewing your Notifications in TMU@

Remember to check your ‘notifications’ in your TMU@ record for important notices regarding your selected test events and other information. See screenshots that follow:

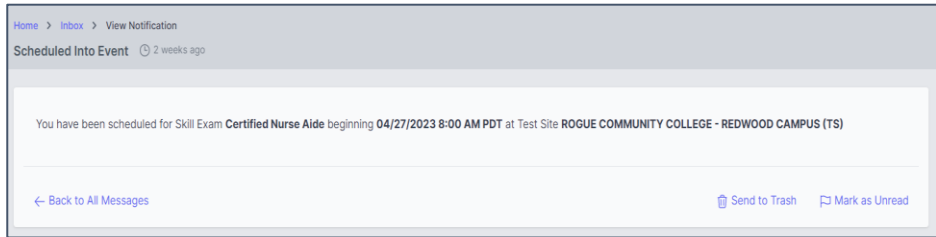


When you have ‘notifications’ they will show up when you click on your profile pic. The number represents the number of notifications you have to view.

Click on- Your Profile Pic to open your profile and notifications.

Click on- Notifications to view all of your notifications.

Notification example when scheduled into a test event:



Exam Check-In

You need to arrive at your confirmed test site between 20 to 30 minutes before your exam is scheduled to start.

- Testing **begins** promptly at the start time noted.
- You need to make sure you are at the event **at least 20 minutes prior** to the start time to allow time to get signed in with the Knowledge Test Proctor.
 - *For example:* if your test start time is 8:00AM – you need to be at the test site for check-in **no later than** 7:40AM.

Note: If you arrive late, you will not be allowed to test.

Testing Attire

There is not a mandated testing attire.

Identification

You must present your **US government-issued, signed, non-expired, photo bearing form of ID**. Photocopies or screen shots are not acceptable. Examples of the forms of accepted identification:

- Driver's License (*non-expired from any state is acceptable*)
- State-issued Identification Card (*non-expired from any state is acceptable*)
- US Passport (*Passport Cards are not acceptable*)
- Military Identification Card (*that meets all identification requirements*)
- Alien Registration Card (*that meets all identification requirements – may contain a fingerprint in place of a signature*)
- Tribal Identification Card (*that meets all identification requirements*)
- Work Authorization Card (*that meets all identification requirements*)

The **FIRST** and **LAST** names printed on your United States (US) government issued, signed, non-expired photo bearing form of identification presented to the Knowledge Test Proctor during sign-in at your test event **MUST EXACTLY MATCH** the FIRST and LAST names that were entered in the TMU© database. You may call D&SDT-HEADMASTER at (888)401-0462 during regular business hours 6:00AM to 6:00PM MST/5:00AM to 5:00PM PST, Monday through Friday, excluding holidays, to confirm that your name of record matches your identification, or sign in to your record in TMU© (<https://idfa.tmutest.com>), using your Email or Username and Password, to check or change your demographic information.

Please note:

- **You will not be admitted for testing if you do not present proper/valid identification.**
 - Be sure your identification is not expired.
 - Check to be positive that both your FIRST and LAST printed names on your identification documents matches your current name of record in TMU©.
 - A driver's license or state-issued ID card that has a hole punched in it is NOT VALID and will not be accepted as an acceptable form of ID.
- In the cases where names do not match, your ID is not proper/valid, or has a hole punched in it you will not be allowed to test and will be considered a NO SHOW, forfeit your testing fees and have to pay for another exam date.

Instructions for the Knowledge Exam

Test instructions for the knowledge test will be provided in written format in the waiting area when you sign-in for your test. PDF versions are also available anytime from your smart phone via the TMU© knowledge test instructions link under the 'Candidates' column on Headmaster's [Idaho Facility Administrator webpage](#).

These instructions detail the process and what you can expect during your exam. For on-site test events, please read through the instructions **before** entering the knowledge test room. The instructions will be left in the waiting area and in between the knowledge test work stations during testing for you to refer to throughout your time at the test site. The Knowledge Test Proctor will ask you questions about the instructions you read when you enter the knowledge test room.

Testing Policies

The following policies are observed at all test sites—

- **You will need your TMU© Username or Email and Password to sign in to your knowledge test.**
 - Make sure you have signed in to your TMU© record using your Email or Username and Password at <https://idfa.tmutest.com> before your test date to complete/verify your demographic information.
 - If you do not remember your Password, click on 'Forgot my Password' (see instructions under '**Forgot Password and Recover Account**').
 - If you have not signed in and completed/verified your demographics in your TMU© record when you arrive for your test, you may not be admitted to the exam and any exam fees paid *will NOT be refunded*.
- Testing begins promptly at the start time noted on your confirmation. If you arrive late for your confirmed exam (you need to be at the test site to check in at least 20-30 minutes before your scheduled start time – if your test start time is 8:00AM, you need to be at the test site by 7:40AM **at the latest**), you may not be admitted to the exam and any exam fees paid *will NOT be refunded*.
- If you do not bring valid United States (US) government issued, signed, non-expired photo bearing form of identification, you will not be admitted to the exam and any exam fees paid *will NOT be refunded*.
 - If the FIRST and LAST printed names on your ID do not match your current name of record, you will not be admitted to the exam and any exam fees paid *will NOT be refunded*.
- If you NO SHOW for your exam day, any test fees paid *will NOT be refunded*. You must re-pay your testing fees in order to schedule another exam date.
- **ELECTRONIC DEVICES AND PERSONAL ITEMS:** Cell phones, smart watches, fitness monitors, electronic recording devices, Bluetooth-connected devices and personal items (such as water bottles, large bags, study materials, extra books, or papers) are not permitted to be on or near you in either testing room. You will be informed by the testing team of the designated area to place your personal items and electronic devices and you are to collect these items when you complete your test.
 - All electronic devices must be **turned off**. Smart watches, fitness monitors and Bluetooth-connected devices must be removed from your wrist/body.
- Anyone caught using any type of electronic recording device during testing will be removed from the testing room, have their test scored as a failed attempt, forfeit all testing fees and will be reported to the Idaho Bureau of Licensure (IBOL) and you will not be permitted to test for 6 months. You may, however, use personal devices during your free time in at an on-site event while in the waiting area.
- Test sites and Proctors are not responsible for candidate personal belongings at the test site.
- You may not take any notes or other materials from the testing room.
- You are not permitted to eat, drink or smoke (e-cigarettes or vape) during the exam.
- You are not allowed to leave the testing room once the exam has begun **for any reason**. If you do leave during your test event, you will not be allowed back into the testing room to finish your exam.
- If you are discovered causing a disturbance of any kind, engaging in any kind of misconduct or try to take any notes or testing materials from the testing room, you will be dismissed from the exam, your test will be scored as a failed attempt and you will be reported to IBOL.
- No visitors, guests, pets (including companion animals) or children are allowed.
 - Service animals with an approved ADA accommodation in place are allowed.
- After check-in and ID verification, the knowledge test will be administered to candidates. For on-site test events, after candidates finish their Facility Administrator knowledge exam, they are free to leave the test site.
- **Please review this Idaho facility administrator handbook before your test day for any updates to testing and/or policies.**

Idaho Facility Administrator Candidate Handbook

Security

If you refuse to follow directions, use abusive language or disrupt the examination environment, your test will be stopped and scored as a failed attempt. You will be dismissed from the testing room (either on-site or virtual test), your test will be scored as a failed attempt, you will forfeit any testing fees paid and a report of your behavior will be provided to IBOL. You will not be allowed to retest without IBOL approval.

Anyone who removes or tries to remove test material, takes notes or information from the test site will be reported to IBOL and is subject to prosecution to the full extent of the law. Your test will be scored as a failed attempt and you will forfeit any testing fees paid. You will not be allowed to retest without IBOL approval.

If you give or receive help from anyone during testing (which also includes the use of any electronic recording devices such as cell phones, smart watches, Bluetooth-connected devices or navigating to other browsers/sites during either component of the exam, etc.), your test will be stopped, you will be dismissed from the testing room and your test will be scored as a failed attempt. You will forfeit any testing fees paid. A report of your behavior will be provided to IBOL and you will not be allowed to retest without IBOL approval.

Reschedules

All candidates may reschedule until **one (1) full business day** preceding a scheduled test day, **excluding** Saturdays, Sundays and holidays.

If you must reschedule your exam date, please do so as soon as possible. You may reschedule an exam date by calling D&SDT-HEADMASTER during business hours (6:00AM to 6:00PM MST/5:00AM to 5:00PM PST, Monday through Friday, excluding holidays).

- **Example:** If you are scheduled to take your exam on a Saturday, Sunday or Monday, you would need to reschedule by close of business the Thursday before your scheduled exam. D&SDT-HEADMASTER is open 6:00AM to 6:00PM MST/5:00AM to 5:00PM PST, Monday through Friday, excluding holidays.

Scheduled test date is on a:	Reschedule the previous:
Monday	The previous Thursday
Tuesday	The previous Friday
Wednesday	The previous Monday
Thursday	The previous Tuesday
Friday	The previous Wednesday
Saturday	The previous Thursday
Sunday	The previous Thursday

Note: Reschedules will not be granted less than one full business day prior to a scheduled test date.

Refund of Testing Fees Paid

A refund request of testing fees paid must be made by filling out and submitting the Refund Request Fillable Form 1405 on D&SDT-Headmaster’s main webpage at www.hdmaster.com at least one (1) full business day prior to a scheduled test event (excluding Saturdays, Sundays and Holidays), if you are scheduled. No phone calls will be accepted.

Idaho Facility Administrator Candidate Handbook

- **Example:** If you are scheduled to take your exam on a Saturday, Sunday or Monday, you would need to request a refund by close of business the Thursday before your scheduled exam. D&SDT-Headmaster's regular business hours are Monday through Friday 7:00AM to 7:00PM, CST, excluding Saturdays, Sundays and Holidays.

Refund requests must be made within thirty (30) days of original payment of testing fees with HEADMASTER. Any requests for refunds made beyond the 30 days of original payment of testing fees with HEADMASTER will not be issued.

Refund requests made in the required time frame qualify for a full refund of any testing fees paid minus a \$35 refund processing fee.

Unforeseen Circumstances Policy

If an exam date is cancelled due to an unforeseen circumstance, D&SDT-Headmaster staff will make every effort to contact you using the contact information (phone number/email) we have on file to reschedule you, for no charge, to a mutually agreed upon new test date.

Therefore, you must keep your contact information up to date in case we need to contact you (**see examples below for reasons we may not be able to contact you that you are responsible for.*)

If D&SDT-Headmaster is unable to reach you via phone call or email with the information in your record (**see examples below*) in the event of an unforeseen circumstance for a test event you are scheduled in to, you will be taken out of the test event and D&SDT-Headmaster will not reschedule you until we hear back from you.

NOTE: The *examples listed below are your responsibility to check and/or keep updated.

- If D&SDT-Headmaster leaves you a message or emails you at the phone number or email in your record and:
 - you do not call us back in a timely manner
 - your phone number is disconnected/mail box is full
 - you do not check your messages in a timely manner
 - you do not check your email or reply to our email in a timely manner
 - your email is invalid or you are unable to access your email for any reason

Inclement Weather Policy

In the event of inclement weather, you will be expected to attend your schedule exam date unless:

- The county you reside in or the county of the testing site is placed on a weather or other emergency.
- The test site closes.
- The test observer cancels the test event.
- There is an accident due to weather or other cause on your route to the test site, in which case:
 - Documentation from the Department of Transportation Services or a Police report is required within 3 business days of your scheduled exam day to qualify for a free reschedule.

If the above listed circumstances are not met, failure to attend your scheduled test date will result in a NO SHOW status and any exam fees paid *will NOT be refunded*.

NOTE: If an exam date is cancelled due to weather or other unforeseen circumstances, D&SDT-HEADMASTER staff will make every effort to contact you via email, text message and phone call using the contact information we have on file to reschedule you, for no charge, to a mutually agreed upon new test date. Therefore, you must keep your contact information up to date in case we need to contact you. **See more information under 'No Show Exceptions'.**

No Shows

If you are scheduled for your exam and do not show up without notifying D&SDT-HEADMASTER at least one (1) full business day prior to your scheduled testing event, **excluding** Saturdays, Sundays and holidays, OR if you are turned away for lack of proper identification, or any other reason to deem you ineligible to test, you will be considered a **NO SHOW**. You will forfeit all fees paid and must sign into your TMU© record to repay or submit a new testing fee to schedule yourself into a new test event.

These fees partially offset D&SDT-HEADMASTER cost incurred for services requested and resulting work that is performed. If a reschedule or refund request is not received at least one full business day before a scheduled test event, excluding Saturdays, Sundays and Holidays (see examples under Reschedules and Refunds of Testing Fees Paid), a NO SHOW status will exist and you will forfeit your testing fees and must repay the full testing fee to secure a new test event.

No Show Exceptions

Exceptions to the No Show status exist; if you are a No Show for any test component for any of the following reasons, a free reschedule will be authorized to the remitter of record providing **the required documentation is received within the appropriate time frames outlined below**:

- **Car breakdown or accident**: D&SDT-Headmaster must be contacted within one business day via phone call, fax or email and a tow bill, police report or other appropriate documentation must be submitted within **three (3) business days** of the exam date. If we do not receive proof within the 3-business day time frame you will have to pay as though you were a No Show.
- **Weather or road condition related issue**: D&SDT-Headmaster must be contacted within one business day via phone call, fax or email and a road report, weather report or other appropriate documentation must be submitted within **three (3) business days** of the exam date. If we do not receive proof within the 3-business day time frame you will have to pay as though you were a No Show.
- **Medical emergency or illness**: D&SDT-Headmaster must be contacted within one business day via phone call, fax or email and a doctor's note must be submitted within **three (3) business days** of the missed exam date. If we do not receive proof within the 3-business day time frame you will have to pay as though you were a No Show.
- **Death in the family**: D&SDT-Headmaster must be contacted within one business day via phone call, fax or email and an obituary for **immediate family only** submitted within **seven (7) business days** from a missed exam date. If we do not receive proof within the 7-business day time frame you will have to pay as though you were a No Show. (Immediate family is parent, grand and great-grand parent, sibling, children, spouse or significant other.)
- **Virtual testing issues**: D&SDT-Headmaster must be contacted within one business day via phone call, fax or email and appropriate documentation must be submitted within **three (3) business days** of the exam date. If we do not receive proof within the 3-business day time frame you will have to pay as though you were a No Show.
 - **Internet outage or issue**: Documentation from Internet provider showing outage date and times.
 - **Computer or cell phone issue**: If computer or cell phone fail to work for any reason, documentation from a computer repair technician/shop or other appropriate documentation.

Candidate Feedback – Exit Survey

You will be able to access your test results in your TMU© record the day your test is officially scored after 6:00PM MST. You will be provided a link to complete the exit survey when you access your test results. The survey is confidential and will not have any bearing on the outcome of any test. You are encouraged to complete the survey questions with honest feedback regarding the examination process to help improve the testing process.

Exam Results

After you have completed the Knowledge Exam, your test results will be officially scored by D&SDT-Headmaster scoring teams. You may securely access your preliminary results in your own record in TMU© at <https://idfa.tmutest.com>. You may also receive your preliminary results by calling D&SDT-HEADMASTER during business hours (6:00AM to 6:00PM MST/5:00AM to 5:00PM PST, Monday through Friday, excluding holidays).

Note: Headmaster does not send postal mail letters or email test results to candidates.

Test Attempts

You have **unlimited attempts** to pass the knowledge exam.

The Knowledge Exam

The RN Test Observer/Knowledge Test Proctor will give instructions for taking the knowledge exam. You will have a maximum of **ninety (90) minutes** to complete the **100-question** knowledge exam. You will be told when fifteen minutes remain. You may not ask questions about the content of the knowledge exam (such as “What does this question mean?”).

You must have a score of 80% or better to pass the knowledge portion of the exam.

Electronic TMU© testing using Internet connected computers is utilized at all sites in Idaho at on-site test events. Your exam will be displayed on a computer screen for you to read and key/tap or click on your answers.

All test materials must be left in the testing room. Anyone who takes or tries to take materials, notes or information from the testing room is subject to prosecution and will be reported to the Idaho Bureau of Licensure (IBOL).

Note: You will need to know your Email or Username and Password to take the electronic TMU© Knowledge test. Please see the information under **‘Forgot Password and Recover Account’** to sign in to your record in TMU©.

- *The Knowledge Test Proctor will provide you a code at the test event to start your test.*

Knowledge Exam Content

The Knowledge Exam consists of 100 multiple-choice questions. Questions are selected from subject areas based on the Idaho Bureau of Licensure (IBOL) approved Idaho test plan and include questions from all the required categories as defined in OBRA regulations. The subject areas and number of questions from each subject area are as follows:

Idaho Facility Administrator Candidate Handbook

SUBJECT AREA	NUMBER OF QUESTIONS
Resident Care Management	30
Human Resource Management	14
Organizational Management	14
Physical Environment Management	7
Business/Fiscal Management	14
Rules and Regulations	21

Knowledge Exam Vocabulary List

Abbreviations	Abuse	Access To Records
Accessibility	Accident Reporting	Accommodations
Accounting	Activities	Administrator On Site
Admission Agreements	Admission Policies	Admission/Discharge
Admissions	Adult Care	Advance Directives
Advocate	Age Discrimination	Aging
Allowed Equipment	Alzheimer's	Assessment
Availability	Background Checks	Behavior
Behavior Modification	Behavior Updates	Benefits
Blood Sugar	Budgeting	Building Standards
Business Terms	Calculations	Call System
Care Conference	Care Models	Care Plan
Certification Training	Chemical Storage	Closets
Compensation	Complaints	Compliance
Continuing Education	Contracts	Controlled Substances
Core Issues	Criminal History	Day Care
Deficiencies	Delegation	Delinquent
Diets	Disagreement	Discharge
Discharge Appeal	Discharge Information	Discipline
Discontinued Medication	Discrimination	Diseases
Documentation	Drug Disposal	Education
Effective Administration	Electric Heaters	Emergency Calling
Emergency Guidelines	Emergency Preparedness	Emergency Transfers
Employee Relations	Environment	Equipment Inspection
Evaluation	Evening Meal	Exploitation
Facility Finances	Facility License	Facility Lists
Facility Records	Fair Labor Standards Act	Falls
Final Paycheck	Financial Management	Financial Reporting
Financial Statement	Fire Classification	Fire Drills
Fire Extinguishers	Fire Incident	Fire Report
Fire Safety	Fire System	Fire Watch
Fireplaces	First Aid Staffing	First Impression
FMLA	Food	Food Code
Food On Hand	Food Requirements	Food Safety
Frequency Of Meals	Guardian	Hand Washing

Idaho Facility Administrator Candidate Handbook

Head	HIPAA	Hiring Personnel
Hiring Practices	Home Health Visit	Hospice Services
Hourly Adult Care	Improvement	Incidents
Income	Infection Control	Infections
Inspections	Insulin Pen	Insurance
Interventions	Inventory	Investigation
Job Description	Labor Law	Labor Relations
Leadership	Legal Defense	License
Licensed Administrator	Liquidity	Loans
LPN Supervision	Lung Capacity	Maintenance
Marketing	Material Storage	Meal Breaks
Meal Intervals	Medicaid	Medical Emergency
Medical Terminology	Medicare	Medication Abbreviation
Medication Administration	Medication Assistance	Medication Certification
Medication Control	Medication Disposal	Medication Management
Medication Orders	Medication Review	Medication Storage
Medi-Set	Mental Conditions	Menus
Minimum Age	Mission Statement	Mistreatment
Models Of Care	Moving In	Multi-Dose
Multiple Electrical Outlets	Neglect	Negligence
Negotiated Service Agreement	Negotiations	Newly Hired Staff
Notification	NSA	Nurse Delegation
Nursing	Nursing	Orders
Orientation	OSHA	Outdated Medications
Outside Care	Part A	Part B
Part D	Payment Source	Payer Sources
Performance Appraisal	Personnel	Pest Control
Physical Environment	Physical Restraint	Physician Orders
Plan Of Care	Plan Of Correction	Planning
Policies And Procedures	Power Loss	Power Of Attorney
Preparedness Plan	Preserving Records	Pressure Ulcer
Preventative Maintenance	Private Pay	Problem Solving
Profit	Prohibited Items	Provisional License
Psychotropic Medication	Rate Increases	Records
Records Of Retention	Reference Availability	Refrigerator Temperatures
Refusal	Remodeling Requirements	Reportable Diseases
Reportable Incidents	Reporting	Required Documentation
Required Training	Requirements For Infection Control	Resident Acuity
Resident Care Management	Resident Fees	Resident Funds
Resident Paperwork	Resident Records	Resident Retention
Resident Rights	Resident Services	Resolution
Responsible Compliance Person	Retained Parameters	Retained Resident
Retained Time Frame	Rights	RN Responsibility
RN Visits	Room Temperatures	Safety
Sanitation	Scope Of Practice	Secure Environment
Self Administered Medications	Self Evacuating	Sex Offender
Sexual Harassment	Short Term Treatment	Side Rails
Sleeping Room	Smoking	Snacks
Staff Problems	Staff Requirements	Staff Trainings
Staffing Standards	State Rules	Sterile Dressing

Idaho Facility Administrator Candidate Handbook

Stored Chemicals	Sub-Lingual Medication	Substitution
Substantial Compliance	Surveys	Telephone Use
Terminations	Tracheotomy Care	Training Requirements
UAI	Ulcer	Uniform Assessments
Unlicensed Personnel	Unused Medications	Variance
Violations	Visit Frequency	Wages
Water Samples	Water Temperature	Weight Loss
Windows	Worker Compensation	Working Age
Working Requirement	Working Unsupervised	Written Records

Notes: